

Market Trends

Property Type: SF + Condo/TH/Apt

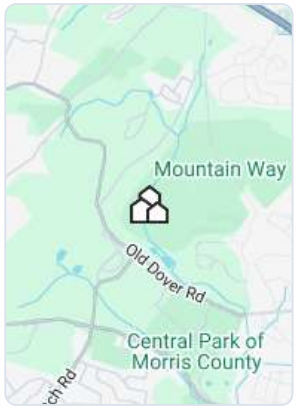
April 2025

Market Type



Key Details

Months of Inventory	Sold to List Price %	Median Days in RPR	Median Sold Price
1.48	105.5%	15	\$700,000
↑ 11.28% MoM	↑ 0.51% MoM	↓ 21.05% MoM	↑ 7.19% MoM



Realtors Property Resource®, LLC

Source: Listings

Median Estimated Property Value

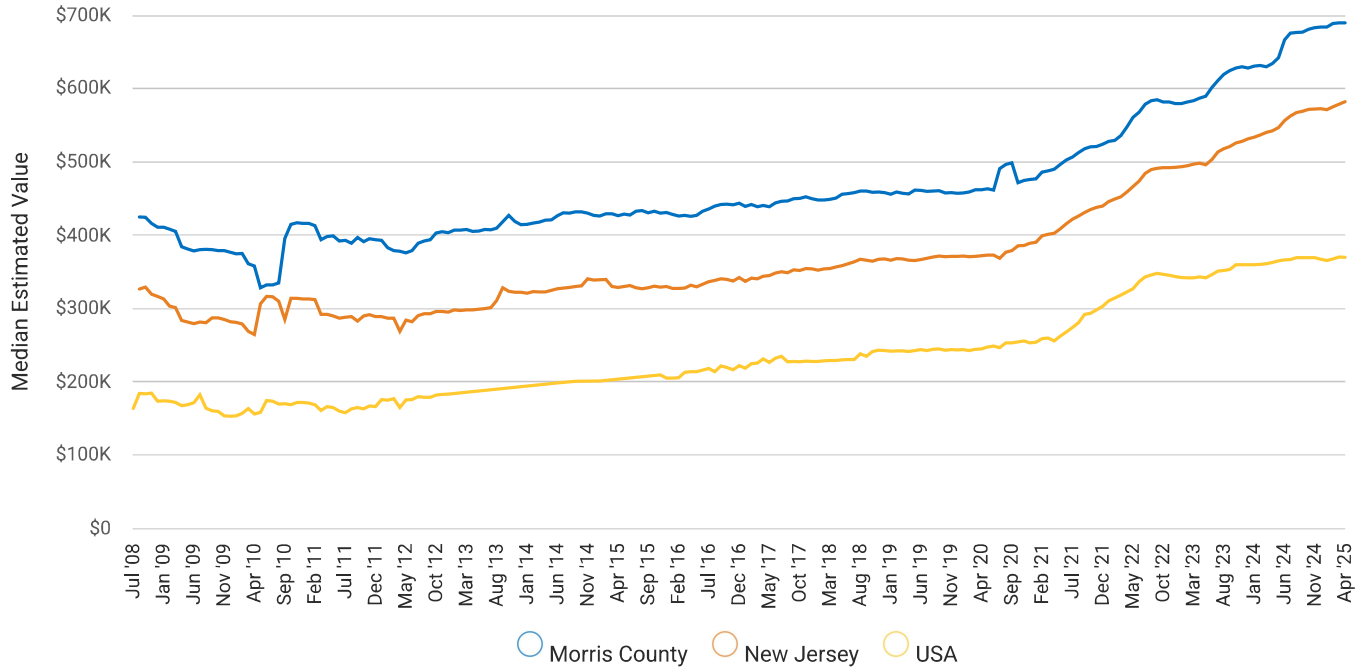
April 2025

Property Type: SF + Condo/TH/Apt

Median Estimated Value
\$689,810

Last Month Change
+0%

12 Month Change
+8.8%



Realtors Property Resource®, LLC

Source: Public Records and Listings

New Listings

April 2025

Property Type: SF + Condo/TH/Apt



Active Listings

April 2025

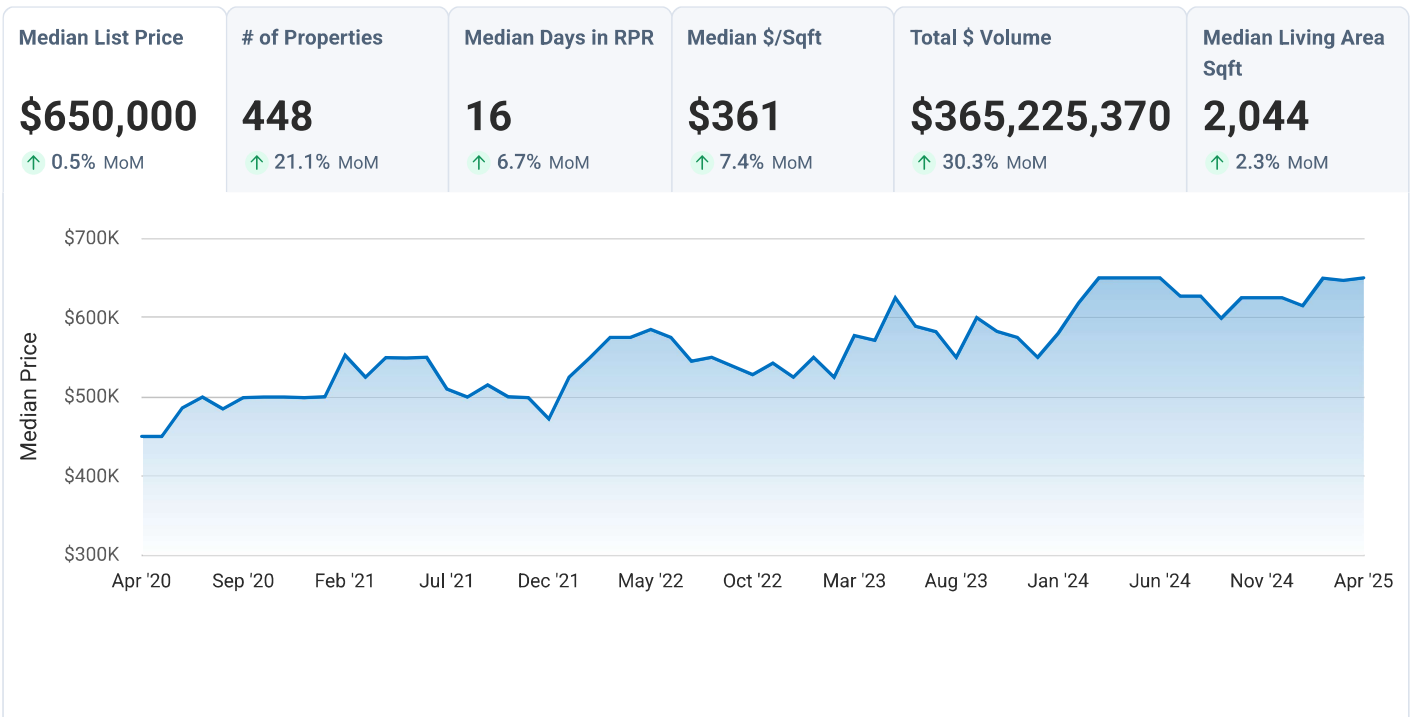
Property Type: SF + Condo/TH/Apt



New Pending Listings

April 2025

Property Type: SF + Condo/TH/Apt



Realtors Property Resource®, LLC

Source: Listings

Pending Listings

April 2025

Property Type: SF + Condo/TH/Apt



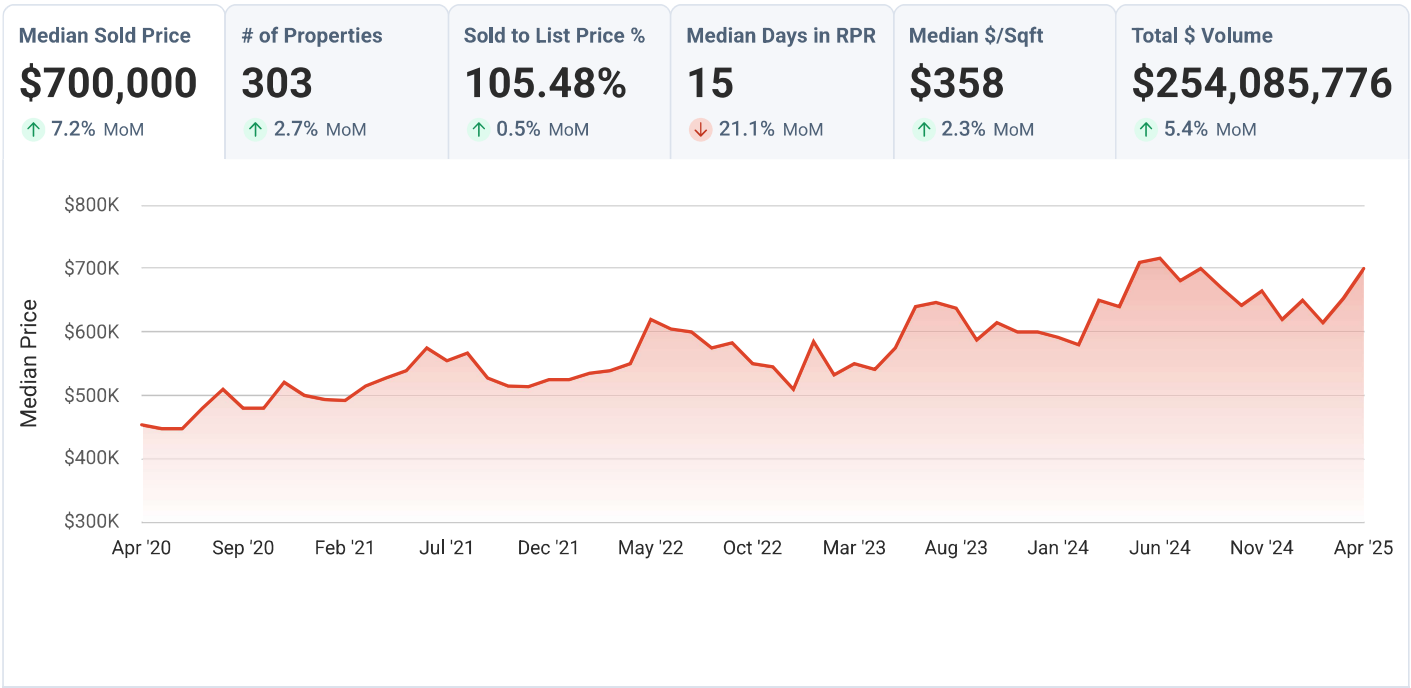
Realtors Property Resource®, LLC

Source: Listings

Sold Listings

April 2025

Property Type: SF + Condo/TH/Apt



Realtors Property Resource®, LLC

Source: Listings

Months Supply of Inventory

April 2025

Property Type: SF + Condo/TH/Apt



Realtors Property Resource®, LLC

Source: Listings

Sold Public Records

April 2025

Property Type: SF + Condo/TH/Apt



Realtors Property Resource®, LLC

Source: Public Records

